

Suitable for cleaning disinfection & spills



Disposable Flat Mopping options




When it comes to Disposable Flat Mops, there are a few things to consider.

Do you need the mop for small or large area cleaning? Do you need to clean, disinfect or pick up spills? How will you moisten the mop?

Will you be requiring one pre moistened mop out of a pack, need to Pre-moisten 10 or 20 mops with your own disinfectant solution or dispense cleaning or disinfecting solution from your Aquamop or Jetmop.

All of our Disposable mops have three separate layers. The first to clean or apply disinfectant solution, The second to hold or absorb solution, and the third to keep the germs and used solution away from the mop or user.


- **PRE-MOISTENED:** Take a correctly moistened Disposable Micro Mop out of your bucket or bag, place it on the floor and attach to Velcro Mop Head.
- **USE DRY WITH AQUAMOP** or Jetmop: Take a dry Disposable Micro Mop and use it with the Aquamop or Jetmop.



Disposable Spray Mop

Economical mop for spot mopping or for use in smaller areas with Jetmop or Aquamop.

- Absorption 75ml • Cleaning 10-15 m²



Disposable Micro Mops

The standard in disposable mops, available in White, Blue & Red.


- Absorption 100ml • Cleaning 15-20 m²
- Prepare mops in bucket or bag



Disposable Disinfection Mops

Fibres specifically designed to deliver disinfectant solution to your floor.

- Absorption 170ml • Disinfection 25 m²
- Prepare mops in bucket



Disposable Spill Mops

Each mop will absorb up to 300 ml of liquid without spreading it. Use a separate Micro Mop to clean area after spill has been removed.



Disposable Pre-Moistened

Each pack contains 10 of our standard Micro Mops pre-moistened with active ingredients to easily remove grease and grime for all floors.



Disposable Preparation Bucket (For Mops or Wipes)

Preparation bucket with bottom grid allows you to pre-moisten your mops or wipes with the correct amount of solution or disinfectant.